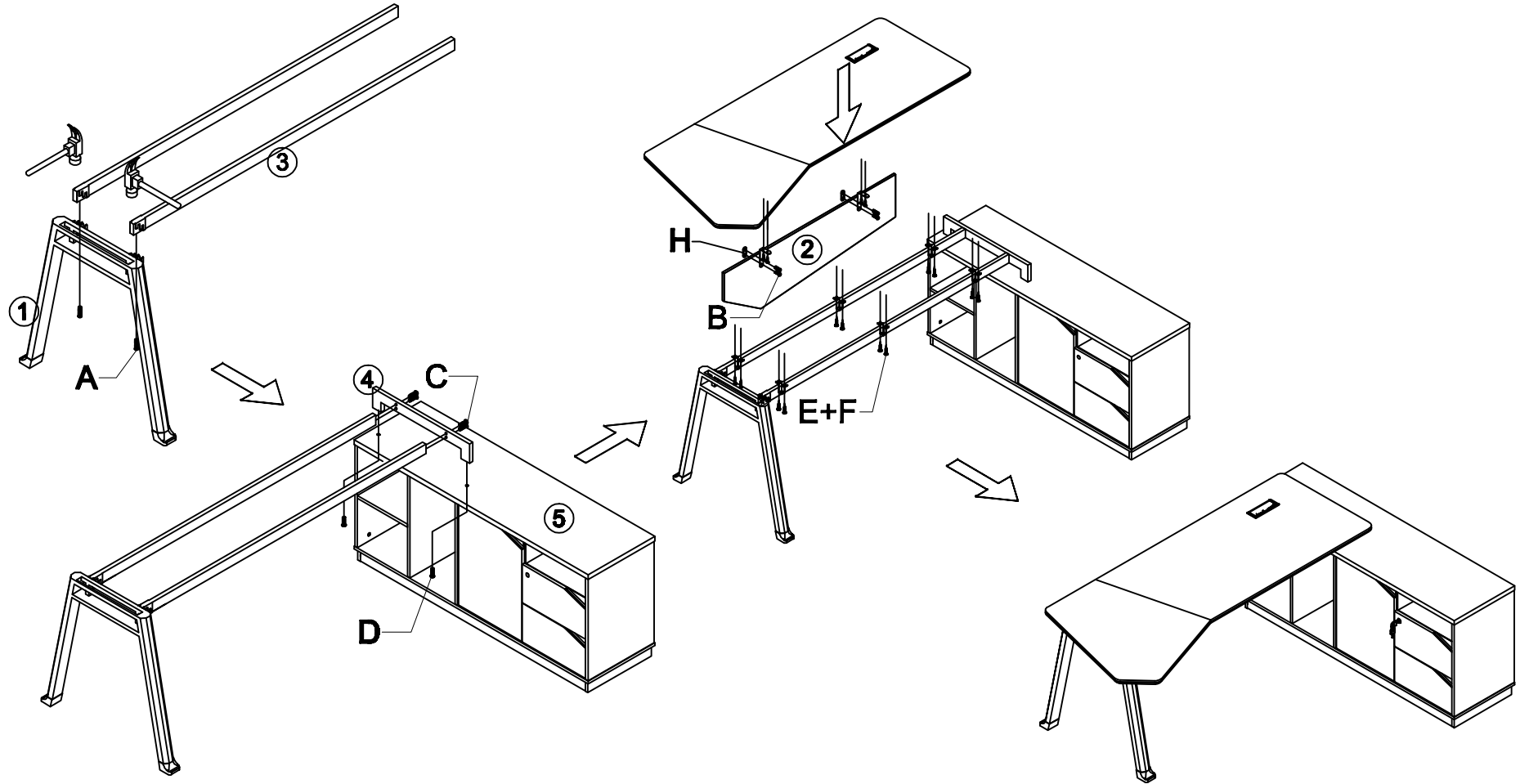











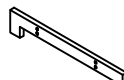
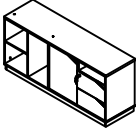


ASSEMBLE INSTRUCTION

TR-112



| No. | A | B | C | D | E | F | G | H | No. | ① | ② | ③ | ④ | ⑤ |
|-------------------|---|---|---|---|---|---|--|---|-------------------|---|---|---|---|---|
| PARTS LIST |  |  |  |  |  |  |  |  | PARTS LIST |  |  |  |  |  |
| QTY | 2 | 4 | 4 | 2 | 6 | 16 | 1 | 2 | QTY | 1 | 1 | 2 | 1 | 1 |